


# Interreligious Understanding Guidebook

## *Changing Seasons, Changing World*



# Table of Contents

<b>Introduction</b>	<b>3</b>
Tanenbaum Center for Interreligious Understanding	
Letter to the Educator	
Acknowledgements	
Tanenbaum Center Educational Commitments	
Note on the Guidebook	
<b>UNIT 1 INTRODUCTION – SETTING THE FOUNDATIONS</b>	<b>23</b>
Lesson 1: Respecting Each Other	
Lesson 2: Tell Me More!	
Lesson 3: What Makes a Family	
<b>UNIT 2 AUTUMN – THANKFULNESS AT HARVEST TIME</b>	<b>37</b>
Lesson 1: Seasons of the Autumn Equinox	
Lesson 2: Researching Biomes and Ecosystems	
Lesson 3: Animal Habitats	
Lesson 4: The Talking Stick and the Tree of Gratefulness	
Lesson 5: Fall Interreligious Festivity Feast	
<b>UNIT 3 WINTER – CELEBRATIONS OF THE WORLD</b>	<b>71</b>
Lesson 1: The Winter Solstice	
Lesson 2: Animals in Chinese Culture: The Chinese New Year	
Lesson 3: Animals in Religious Stories	
Lessons 4 & 5: Holiday Games, Poetry and Music	

<b>UNIT 4</b>	<b>SPRING- FESTIVALS OF REBIRTH</b>	<b>108</b>
Lesson 1:	Seasons and the Spring Equinox	
Lessons 2 & 3:	What are the Effects of the Changing Environment & How Can We Help?	
Lessons 4 & 5:	Endangered Animals	
Lesson 6:	An “Eggxcellent” Adventure	
Lesson 7:	Iranian Festival	
Lesson 8:	Passover & Holi	
<b>UNIT 5</b>	<b>SUMMER– SPOTLIGHT ON ME!</b>	<b>140</b>
Lesson 1:	Seasons and the Summer Solstice	
Lesson 2:	Why Should We Help?	
Lesson 3:	What You Can Do to Help: Recycling	
Lesson 4:	Vegetarianism in Religion	
Lesson 5:	Getting to Know You	
<b>Conclusion</b>		<b>193</b>
Annotated Bibliography of Recommended Books		

## UNIT 2: THANKFULNESS AT HARVEST TIME

### LESSON 6: Fall Interreligious Festivity Feast

**Overview:** In this lesson, children will learn about different foods used in fall celebrations from different religious traditions. Then they will plan an interreligious feast of their own, using the knowledge of cultures as well as budgeting and basic math skills.

**Objective:** For children to learn of different traditions' fall festivity foods and use math skills to create their own menu.

**Concepts:** Teach and Learning About Cultures, Prevent Prejudice, Fall Festivals, Multicultural foods, Budgeting

**Skills:** Art, Oral communication, Math

**Materials:** Poster board, Markers/Coloring pencils/Crayons, Paper, Pencils, Foods From Festivals handout

**Other Recommended Books/ Materials:** *Children Just Like Me (Series): Celebrations!* By Barnabas and Anabel Kindersley; *Festivals Together* by Sue Fitzjohn, Minda Weston, Judy Large; *Celebrating the Great Mother: A Handbook of Earth-Honoring Activities for Parents and Children* by Cait Johnson and Maura D. Shaw.

**PROCEDURE:**

**Step One:** Conduct a brainstorm discussion as a reminder of different holidays the children have learned about that take place in the fall. Write down all of their suggestions and fill in any of the ones that they did not know. Make sure to include The Green Corn Festival, Pongal, Trung Thu, and El Dia de los Muertos. Consult *The Autumn Equinox* book if necessary, or show it to the children as a brief reminder. You may ask the following questions and write down their suggestions on the board.

- *What are some of the food people eat during these celebrations?*
- *What sorts of foods do you and your family eat during celebrations in the fall?*

**Step Two:** Explain to the children that now that they've seen the different celebrations, they will be creating a feast of their own. Explain the directions (also on the Foods From Around The World... sheet) that they will be split up into groups and will be given a sheet with some of these different traditions and the foods that are eaten during this time. The children are to make a poster with a feast and a budget of \$10.00. They must include at least one item from each tradition and their poster must have drawings, prices, and the tradition from which each food was taken. They can use scratch paper to double-check their math.

**Step Three:** Split the children up into groups and distribute materials.

**Step Four:** The children will present their Multicultural Fall Festival Feast poster to the class, explaining what foods from what traditions they took, and what the cost of their meal was.

**Follow up/Extension/Connections**

Encourage discussion:

- *Has anyone had any of these foods?*
- *Who might you invite to your celebration?*

## Unit 2, Lesson 6

# Foods from Around the World Fall Festival Feast!

### Directions:

Using the foods on these pages, create your own Multicultural Fall Food Feast poster.

You have a budget of \$10.00.

Make sure to include at least one food item from every festival.  
You must show which food comes from which tradition.

Enjoy!


**Festival: Green Corn Festival** - Native American Indian tribes, including the Iroquois, Creek, Cherokee, Seminole and Yuchi celebrated their corn harvest with dances and many foods made of freshly picked corn from the harvest.  
**Location: North America**

### Food


Roast Corn \$0.50



Corn Tortillas \$1.00



Corn Bread \$1.25



**Unit 2, Lesson 6**

**Festival: Pongal** - Pongal honors the sun and rain that ripen the rice crops.  
*Pongal means "it boils!"*  
**Location: South India**

**Food**

Rice \$1.00



Milk \$1.25



Nuts \$1.50



Honey \$0.50



**Unit 2, Lesson 6**

**Festival: Thanksgiving-** A harvest festival that began in the early days of agriculture and celebrated the harvest of the year as they prepare for long winter months.

**Location: North America**

**Food**

Turkey \$3.00



Apples \$0.50



Yams \$1.00



Pumpkins \$1.25





## Unit 2, Lesson 6

**Festival: Trung Thu-** Celebrates the beauty of the full moon that helps to brighten the sky as the days get darker earlier.  
**Location: Vietnam**

### Food

Moon Cakes \$1.00



Pork \$2.50



Peas \$0.50



Banana Leaves \$0.25



## Unit 2, Lesson 6

**Festival: El Día de los Muertos-** In this day, people go to cemeteries to honor their ancestors. They build altars and give them offerings of food, since they are believed to come back to the land of the living for just this night.

**Location: Mexico**

### Food

Fish \$1.25



Tamales \$2.00



Cheese soup \$1.00



Sugar Enchiladas \$0.50

